



Doncaster Council

Report

Date: 5th October 2023

To: the Chair and Members of the
Crime and Disorder Committee (Community and Environment Scrutiny Panel)

Report Title: CRIME AND COMMUNITY SAFETY UPDATE REPORT

Relevant Cabinet Member(s)	Wards Affected	Key Decision?
Joe Blackham	All	No

EXECUTIVE SUMMARY

1. This report provides an activity update in respect of the Safer Stronger Doncaster Partnership (SSDP) Crime and Re-offending theme, with particular focus on retail crime, as requested by the Panel. An update is also provided in respect of the City Centre Public Space Protection Order.
2. In respect of overall crime, Doncaster has seen an overall increase in reported Crime during the period considered, of 1.2%, which is similar to that seen across the Force as a whole at 2.1%. Reported crime increased across the first 6 months of the year (except for November), with crime seeing a decrease for each month across the second half of the period.
3. Doncaster has seen an overall increase in reported Acquisitive Crime during the period considered, of 6.8%, which is fairly similar to that seen across the Force as a whole at 10.7%. It was the smallest increase seen in the region.
4. In respect of re-offending, recent reoffending data has shown a reduction across most of the cohorts. Of the 197 individuals within either the Fixed, Flex or Free Cohorts, only those who are currently being monitored within the Flex Cohort saw an increase in offending while being monitored across the last 12 months.
5. In relation to retail crime, Between 1st August 2022 and 31st July 2023, there were 2,022 retail shopliftings recorded in Doncaster. This is a 29% increase on the previous 12-month period.

6. Another issue on the rise is retail type harassment offences, which saw a 32% increase on the previous 12-month period (253 offences were recorded). This was driven by a 43% increase in both Fear or Provocation of Violence and Causing Intentional harassment or distress offences.

EXEMPT REPORT

7. This is not an exempt report.

RECOMMENDATIONS

8. The Crime and Disorder Committee Members are asked to comment on and note the information contained within the report and presentation, which provides an update on the Safer Stronger Doncaster Partnership (SSDP) Crime and Reoffending theme group activity and other requested subject matters as detailed above.

WHAT DOES THIS MEAN FOR THE CITIZENS OF DONCASTER?

9. The level of crime and anti-social behaviour incidents will impact upon residents' feeling of safety and their quality of life. This report provides information on these areas, with particular focus on crime and reoffending, retail crime and the City Centre Public Space Protection Order.

BACKGROUND

10. The Community and Environment Crime and Disorder committee receive regular performance updates relating to crime and disorder. It is a statutory requirement for partners to tackle crime and disorder and for the Community and Environment (Crime and Disorder) committee to hold the partnership to account. The requested updates are provided below:

11. Overall Crime

In respect of overall crime, Doncaster has seen an overall increase in reported Crime during the period considered, of 1.2%, which is similar to that seen across the Force as a whole at 2.1%. Reported crime increased across the first 6 months of the year (except for November), with crime seeing a decrease for each month across the second half of the period.

12. In the last year, Doncaster has seen some variation across all crime types. Increases less than 10% have been seen in Drugs, Misc. Crimes, Possession of Weapons and Sexual offences. The most significant increases however are in Thefts and Robberies, as although these increased by 19% and 21% respectively, Shoplifting increased by 45% and Business Robberies by 173%. Both indications of the current cost of living crisis and the measures certain individuals are willing to take. Business Burglaries increased by 7%.

13. Reducing Crime & Reoffending Data / Retail Crime

Doncaster has seen an overall increase in reported Acquisitive Crime during the period considered (Sept 22 – Aug 23), of 6.8%, which is fairly similar to that seen across the Force as a whole at 10.7%. It was the smallest increase seen in the region.

14. Doncaster equates for 27.2% of SYP's total recorded acquisitive crime, it is only exceeded by offending within Sheffield (41.2% of SYP overall crime).
15. The largest increases have been seen in Business Robberies and Shoplifting offences. Aggravated Vehicle Takings increased by 33%, with Business Burglaries increasing by 7%. In respect of business robberies, these are recorded in relatively low numbers, with commercial robbery accounting for 0.27% of Doncaster's overall crime. Incidents have predominantly taken place in the Central ward. Of the 79 offences recorded, 40 were in Central, 18 in North or East, and 21 in Doncaster West.
16. The rise in this crime type is partially down to a change to interpretation of crime recording. It is now the case that a commercial robbery will be recorded in more instances. The increase is linked to the increase in Shoplifting and recording interpretation. We are confident that there is not a specific increase in business robberies but in fact offending behaviour that is almost certainly linked to the increase seen in shoplifting.
17. Between 1st August 2022 and 31st July 2023, there were 2,022 retail shopliftings recorded in Doncaster. This is a 29% increase on the previous 12-month period. 76% of offences have seen a suspect identified. Of all the suspects identified, 39% were repeat suspects.
18. The Top wards for retail shopliftings were Town (43%), Hexthorpe & Balby North (11%) and Bentley (6%). All 3 also saw significant increases on the previous 12 months, along with 12 of the other 18 wards.
19. In the PSPO area, retail shopliftings increased by just 3%, however 20% of these took place in the Frenchgate Centre, double the previous proportion in this confined area.
20. Another issue on the rise is retail type harassment offences, which saw a 32% increase on the previous 12-month period (253 offences were recorded). This was driven by a 43% increase in both Fear or Provocation of Violence and Causing Intentional harassment or distress offences. There is a similar story for the PSPO area for harassment, where Retail Harassment type offences saw a 41% increase on the previous 12-month period. This is larger than the above 32% average proportion seen across the district.
21. Doncaster district is working with the Force Crime Bureau to ensure commercial robberies and shopliftings are correctly recorded. Audits have found that the offence of commercial robbery has, at times, been over recorded by over 30%. The district works hard to tackle the most concerning offenders.
22. The positive outcome rate for commercial robbery in Doncaster 2023 was 27% which is high compared to other offence types. Chief Inspector David Struggles (retail crime lead

for SYP) and Chief Inspector Joe Hunt (Neighbourhood Chief Inspector) are currently working to address a broader rise in shoplifting with work such as National Safer Business Action Week- 16th October 2023 planned.

23. In respect of re-offending, recent reoffending data has shown a reduction across most of the cohorts. Of the 197 individuals within either the Fixed, Flex or Free Cohorts, only those who are currently being monitored within the Flex Cohort saw an increase in offending while being monitored across the last 12 months.
24. 62% of the offences committed (18/29) in the last 2 months by this group were shoplifting offences, with around 18% of individuals charged with an offence in this period. Across the other 2 cohorts there were only 20 offences committed in the last 2 months, 8 of which were shopliftings.
25. Doncaster’s IOM scheme has incorporated prolific shoplifters in the Flex cohort to focus police and partner resources on our City’s most persistent re-offenders. Town Centre POP Plans have been implemented to focus neighbourhood resources on reducing shoplifting.
26. **City Centre Public Space Protection Order**

The PSPO is one element of the Partnership approach to managing ASB in the City Centre. A highly successful consultation was completed, with 2396 responses received. The consultation showed extremely strong support (over 90%) to retain PSPO in current form with 7 prohibitions. The renewal of the PSPO was formally agreed by Cabinet on 13/11/23 before formal implementation on 7th Nov 2023.

OPTIONS CONSIDERED


27. There are no specific options to consider, the report is for update and discussion.








REASONS FOR RECOMMENDED OPTION

28. The report is for update and discussion.

IMPACT ON THE COUNCIL’S KEY OUTCOMES

- 29.

Great 8 Priority	Positive Overall	Mix of Positive & Negative	Trade-offs to consider – Negative overall	Neutral or No implications
 Tackling Climate Change				✓

 Developing the skills to thrive in life and in work				✓
 Making Doncaster the best place to do business and create good jobs				✓
 Building opportunities for healthier, happier and longer lives for all	✓			
It is important that residents feel safe within Communities and key areas such as the City Centre. Residents who feel part of vibrant communities are more likely to enjoy spending living and spending time in these areas. Delivery of the SSDP Community Safety priorities contributes to the improved safeguarding of all residents, helping to build happier and healthier lives.				
 Creating safer, stronger, greener and cleaner communities where everyone belongs	✓			
It is important that residents feel safe within Communities and key areas such as the City Centre. Residents who feel part of vibrant communities are more likely to enjoy spending living and spending time in these areas. Delivery of the SSDP Community Safety priorities contributes to the improved safeguarding of all residents, helping to build happier and healthier lives. The services outlined within the Community Safety Strategy are regularly reviewed to ensure they are efficient and effective. The Safer Stronger Doncaster Partnership provides strong and effective leadership to the Partnership agenda through effective governance to create safer and stronger communities.				
 Nurturing a child and family-friendly borough	✓			
It is important that families feel safe across the Borough – by continuing to address crime and anti-social behaviour, the Safer Stronger Doncaster Partnership helps to support and deliver places that are safe and attractive to families.				
 Building Transport and digital connections fit for the future				✓
 Promoting the borough and its cultural, sporting, and heritage opportunities				✓
Fair & Inclusive	✓			

There is a wide range of information concerning the victims and perpetrators of crimes in Doncaster. Specific groups and characteristics are more prevalent in certain crime types, examples include more women being victims of domestic abuse than men and significantly more men are accused of a crime than women.

This information is mainly held on age, gender and ethnicity and although some of this information is sensitive in nature, the detail can be used to support decisions and the impact they may have on particular groups.

A Due Regard Statement has been produced to support the new Community Safety Strategy 2022-25, which details further information in respect of criminality and its impact upon protected characteristics.

Legal Implications

30. No Legal Implications have been sought for this report. Further specific advice can be provided in relation to any issues raised by the Committee.

Financial Implications

31. No Financial Implications have been sought for this report. Further specific advice can be provided in relation to any issues raised by the Committee.

Human Resources Implications

32. No Human Resources Implications have been sought for this report. Further specific advice can be provided in relation to any issues raised by the Committee.

Technology Implications

33. No Technology Implications have been sought for this report. Further specific advice can be provided in relation to any issues raised by the Committee.

RISKS AND ASSUMPTIONS

34. Robust performance management arrangements ensure that priorities are achieved, and good quality services are delivered to the residents of Doncaster.

CONSULTATION

35. Consultation was not required for this report – this is an annual update for Panel members.

BACKGROUND PAPERS

- Presentation from Safer Communities and SY Police – delivered on the day.

- Glossary of acronyms and abbreviations (attached to this report).

GLOSSARY OF ACRONYMS AND ABBREVIATIONS

Acronym	Meaning
SYP	South Yorkshire Police
PSPO	Public Space Protection Order
SSDP	Safer Stronger Doncaster Partnership
IOM	Integrated Offender Management
POP	Problem Oriented Policing

REPORT AUTHOR & CONTRIBUTORS

Rachael Long Crime and Community Safety Theme Manager
07795 800946 Rachael.Long@doncaster.gov.uk

Bill Hotchkiss Head of Service: Place
07917 212721 Bill.Hotchkiss@doncaster.gov.uk

RESPONSIBLE DIRECTOR

Dan Swaine Director: Place
01302 862503 Dan.Swaine@doncaster.gov.uk